

PLEASE SUPPLY ALL ARTWORK AS HIGH RESOLUTION PDF

All artwork supplied must be PRINT READY, and will be printed as supplied.

Please note, PDF files will not be checked or amended by our Graphics Department.

Artwork should be saved at 1/4 scale, CMYK, 300dpi and with 3mm bleed.

Please specify quantity required of each pdf supplied.

We will email confirmation on receipt of your high res pdf artwork, but will NOT supply any proofs (unless requested).

Where accurate colour matching is required you must supply Pantone or printed references. We will match as closely as possible but cannot guarantee an exact match.

Ensure text does not run across panel breaks as it may cause issues with alignment.

ALL ARTWORK SENT THROUGH MUST BE LABELLED WITH YOUR COMPANY NAME, EMAIL ADDRESS AND ORDER NUMBER.

clip

exhibition and display

www.clipdisplay.com



Technical Specification

End Panels (Endcaps)	
@25%	125mm x 492.5mm
Full size	500mm x 1970mm
Front Main Panel	
@25%	152.75mm x 492.5mm
Full size	611mm x 1970mm
Back Main Panel	
@25%	173.25mm x 492.5mm
Full size	693mm x 1970mm

PLEASE SET UP AS A SINGLE SPREAD.

ANY TEXT PAST THE CENTRE POINT OF THE ENDCAPS WILL NOT BE VISIBLE FROM THE FRONT OF THE STAND.

Artwork Requirements

- Artwork must be set up at 25% with 3mm bleed (to the overall outside edge) and in CMYK
- Images must not exceed 100% in size @300dpi resolution
- Guidelines must not be within the artwork as these will print
- Colour profiles should NOT be embedded
- Overprint fill MUST be turned OFF in all cases
- All transparencies should be flattened
- The finished graphic should be saved out as a single spread (not as separate pages).

Exporting Your PDFs

Quark

Export layout as PDF

Settings - Bleed: Symmetric 3mm
- Resolution: 300dpi

Acrobat Distiller

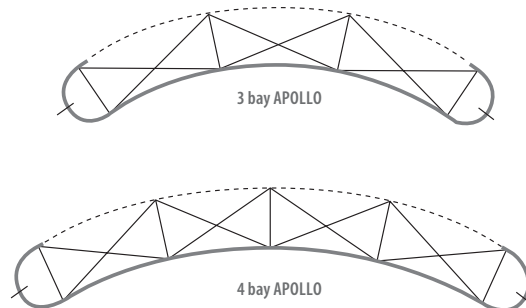
Settings - Adobe PDF preset: [Press Quality]

Indesign / Illustrator

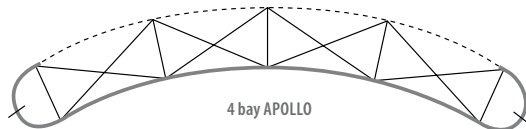
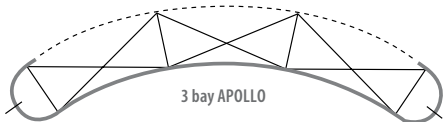
Export as PDF

Settings - Bleed: 3mm
- Adobe PDF preset: [Press Quality]

PLEASE NOTE: when using fonts with permission bits that do not allow embedding, a warning message will appear and the fonts will be substituted. You will need to convert all text to outlines.



If you have any questions, or need some guidance, please contact our Graphics Department on **0117 937 26 36**.



Technical Specification

End Panels (Endcaps)	
@25%	125mm x 558.75mm
Full size	500mm x 2235mm
Front Main Panel	
@25%	174.75mm x 558.75mm
Full size	699mm x 2235mm
Back Main Panel	
@25%	195mm x 558.75mm
Full size	780mm x 2235mm

PLEASE SET UP AS A SINGLE SPREAD

ANY TEXT PAST THE CENTRE POINT OF THE ENDCAPS WILL NOT BE VISIBLE FROM THE FRONT OF THE STAND.

Artwork Requirements

- Artwork must be set up at 25% with 3mm bleed (to the overall outside edge) and in CMYK
- Images must not exceed 100% in size @300dpi resolution
- Guidelines must not be within the artwork as these will print
- Colour profiles should NOT be embedded
- Overprint fill MUST be turned OFF in all cases
- All transparencies should be flattened
- The finished graphic should be saved out as a single spread (not as separate pages).

Exporting Your PDFs

Quark

Export layout as PDF

Settings - Bleed: Symmetric 3mm
- Resolution: 300dpi

Acrobat Distiller

Settings - Adobe PDF preset: [Press Quality]

Indesign / Illustrator

Export as PDF

Settings - Bleed: 3mm
- Adobe PDF preset: [Press Quality]

PLEASE NOTE: when using fonts with permission bits that do not allow embedding, a warning message will appear and the fonts will be substituted. You will need to convert all text to outlines.

PLEASE SUPPLY ALL ARTWORK AS HIGH RESOLUTION PDF

All artwork supplied must be PRINT READY, and will be printed as supplied.

Please note, PDF files will not be checked or amended by our Graphics Department.

Artwork should be saved at 1/4 scale, CMYK, 300dpi and with 3mm bleed.

Please specify quantity required of each pdf supplied.

We will email confirmation on receipt of your high res pdf artwork, but will NOT supply any proofs (unless requested).

Where accurate colour matching is required you must supply Pantone or printed references. We will match as closely as possible but cannot guarantee an exact match.

Ensure text does not run across panel breaks as it may cause issues with alignment.

ALL ARTWORK SENT THROUGH MUST BE LABELLED WITH YOUR COMPANY NAME, EMAIL ADDRESS AND ORDER NUMBER.

If you have any questions, or need some guidance, please contact our Graphics Department on **0117 937 26 36**.

clip

exhibition and display

www.clipdisplay.com